

Product guide

Step by Step



How to use

Metal Color

Metal Color is a new range of waterbased metallic colors, especially designed for airbrushing, can be applied directly on models without the need for the use of a primer.

By Manuel Blasco




- 1 The model is primed lightly, so as not to cover the details, with the Vallejo Surface Primer 74.601, diluted at 60% with Airbrush Thinner 71.161.



- 2 On this primer Metal Color Aluminum 77.701 is then applied, in light coats. The drying time between coats should be approximately 10 minutes.




- 3 The finish should be homogenous. Metal Color has a very realistic metallic look. After drying for about an hour, the model can be manipulated without any problems.



- 4 After masking various panels, the model can be painted with different colors and mixtures of Metal Color to mark the contours of the panels and registers. In this case the colors are Dark Aluminum 77.703, Dull Aluminum 77.717 and Steel 77.712. It is important to remember the concept of highlights and shadows on some of the components, this creates the concept of volume.



- 5 The effects of volume and the variety of color on the covers and the registers provide additional interest to the model. The different shades of Metal Color can be mixed with one another to easily obtain yet more color variations.



- 6 In some places it is necessary to insist on the shadow effects, such as in the area of the joints of the wings and fuselage.

Product guide

Step by Step



How to use

Metal Color




- 7 The extra gasoline tank can be primed with Surface Primer Gloss Black 77.660, undiluted and used directly from the bottle.




- 8 The fuel tank was painted with Metal Color Silver 77.724, achieving a perfect shine. The axle of the propeller has also been painted with Silver 77.724.




- 9 The model is now prepared for the last stage of filters, washes and operational wear.



- 10 The lower part of the model is now the object of attention, and volume and shadows are created by working with the colors.



Chipping and scratches are reproduced on some areas, such as the anti-glare band on the engine.



The whole plane has been covered with Model Wash by Vallejo, reference 76.521 Oiled Earth, without a problem, since Metal Color resists the aging process perfectly.