

Product guide

Step by Step




Tutorial

Rust Effects

The Vallejo products used to achieve the rust/peeled effects in this tutorial are 71.130 Orange Rust, Liquid Mask 70.523 and 71.005 Intermediate Blue (Grey Blue). For the weathering process we will use several rust pigments and washes.

By José Brito



- 1 A metal tube is cut into the desired length. The tube is primed in Surface Primer 73.601 Grey Primer.



- 2 Once the primer is well dry, the tube is airbrushed in Orange Rust 71.130. This is a great base color for rust.



- 3 Once the Orange Rust color is well dry, Liquid Mask 70.523 is randomly applied with the help of a small sponge. Let it dry for about 12 hours and until it becomes fully transparent.



- 4 Once the Liquid Mask is fully dry, the tube is airbrushed with Intermediate Blue (Grey Blue) 71.005. This will be the final color and we can choose the color we want for our scene.



- 5 The layer made with Liquid Mask is very fragile and can be peeled off easily. So, in order to show the peeled paint and rust under it, all we have to do is rub our finger over the paint and gently remove the final layer of paint. This is a simple process and we can easily achieve a stunning random look.



- 6 In the weathering stage we can use other wash, pigment colors and according our needs and idea for the final look. Airbrush Thinner 71.361 is used for the mix. All those products are placed on a plastic palette.

Product guide

Step by Step



Tutorial


Rust Effects




7 Mixing washes and pigments is really easy and works wonderfully. If necessary, we can also add paints. Once the base color is well dry, the mix is applied over the surface.



8 The products are easily mixed with each other and we can apply the mix into the desired spots. The excess can easily be cleaned off with the help of a brush slightly moistened in Airbrush Thinner 71.361.



The same process and products can be used in all kind of situations. In this case, being applied on a metal fence or manhole cover. Once well dry, a cosmetic brush, slightly moistened in Airbrush Thinner 71.361, is used to remove the excess. Once



done, the rust will stay in the most recessed parts and the raised parts will show the base color.